

VILLAGE OF POLYPARADISE 2018

SURVIVAL GUIDE

VOL. 10

The Village of PolyParadise will be located 8:15 & Elektro

<http://www.polyparadise.com>

Welcome to PolyParadise – 2018

PolyParadise celebrates its **20th** Year within the gates of Black Rock City (1999-2018). We are so glad that you have chosen to camp with us, create Community, share, learn & grow with other PolyCampers.

This survival guide was created to assist you in the ways of PolyParadise. **Even if you have camped with us before, I encourage you to read over this information.**

Our Community is created by all of you with each and everything you do. Help someone in need, participate in our Camp Events, share food at a community dinner, and look out for each other.

PolyParadise is Gonna ROCK in 2018!!!

Playa Arrival Process:

Get to the Playa SAFE!! Obey Traffic Signs & Speed Limits!!

If I have NOT CONTACTED, YOU ALREADY ABOUT EARLY ARRIVAL...PLEASE PLAN TO ARRIVE AFTER 12:01 am on Sunday, August 26 aka post-midnight Saturday -The officially opening of Burning Man 2018!!

You will not be able to gain entrance to Burning Man prior to that time. Have fun at the gate and with Greeters Station...Rub Playa all over your arms, do a Playa-Angel. Once you make your way past the greeters head towards PolyParadise.

The Village of PolyParadise placement 8:15 & Elektro

If you arrive after Dark...There is not much you can really setup in the dark effectively, so take the time to relax and wait until daybreak. If you arrive after dark, BE CAREFUL as you drive around the Playa and within our camp. There maybe some stray materials lying around, but I will do my best to have it clear.

Find **Scotto** - All campers will be placed as you arrive according to what vehicles and infrastructure you have. All requests will be accommodated if possible.

The Camp is **ONE BIG PUZZLE** that for us will not be complete until Thursday with our last arrival. We have a full camp; we will need to be IN **TIGHT**, so proper placement of Guide wires and stakes is **CRUCIAL!** If I feel your setup needs adjustment I will ask and be willing to help. My decisions are always for the maximum good for ALL!!

DO NOT start to setup your stuff until you SEE Scotto!!! If Scotto is not available there will be someone in camp that can assist you, just ask.


Welcome to the Village of PolyParadise – 2018	1
Playa Arrival Process	1
Things to Think About & Other Tidbits	2
Camp Power	3
RV's & Generators	3
Ice CZAR	3
What NOT to forget before you leave for BRC	4
What Does Your Camping Fee Buy You?	4
Community Kitchen	4
Community Snacks	4
Camp Shower	5
Gray Water Reclamation	6
Community Trash– Off-Playa Removal	6
Village of PolyParadise Playa Events	7
Clothing Exchange	8
Regional International Flags	8
Trash Can Cooking	8
Health & Safety Rebar Safety	9
Your Cooler DAY 1 – RV Pump Outs	9
From the Czar De' Garbage	10
20th Anniversary Art Project	10
Camp Resident Responsibilities	11
Poly Play Space	11
Food Prep Tips	12
Playa Essentials	12
Playa Tips	13
Camp Needs	14
Sense of Community	14
Camp Layout Laptop Movies	14
New Camper – PolyGuides	15
The Ten Principles	16
The Movie List	17

If you setup your stuff without our knowledge you may be asked to move because the plan is being formulated as the Plan Happens.

Get HUGG From Scotto!!! - Get HUGG From WildChild!!!
Get **TAGGED** as a Village of **PolyParadise Resident!!**

HAVE THE TIME OF YOUR LIFE...IT IS BURNING MAN!!!!
Scotto

- Benevolent Dictator Village of PolyParadise
- Burning Man Lifer/Geek



Things to Think About & Other Tidbits

We are a group of Polyamorists and Poly-Friendly seeking to live our dreams, and this camp is one manifestation of that. Polyamory involves openness to multiple loving relationships, with honesty among all partners.

We all come to BM and PolyParadise from our own communities and our own households, each with a different set of rules or understandings / agreements between the different people and groups of people who accompanied us to BM.

Burning Man is a society where customs are quite different than the default world. But this does not mean that it is a 'free for all'. The personal limits of others can easily be pushed or disregarded.

Please do not make any assumptions that because a person of either gender is naked that they want 'Touch', in our camp as well as your ventures on the Playa. As Poly's we 'Process' in our own ways...Touching without asking or without having prior permission to do so is unacceptable in PolyParadise.

For Those That Choose To Be Naked

Nude is not Lewd. It's not even illegal on federal land, which the playa is. Mere nudity is not considered sexual. However, **sitting your naked butt down on a common chair without putting a towel or something down first is considered – well, at least crass.** Nude, can be rude. At most nudist resorts you are expected to sit on your own towel or cloth when using common sitting accommodations. We at PolyParadise would also appreciate the same courtesy.

Camp Guests

You will be responsible for any and all actions of ANY guest that you bring into our Camp.

Coolers & Ice on the Playa

There will be a designated area at the back of the kitchen where you can store your personal cooler. **YOU MUST COME TO THE PLAYA WITH ICE IN YOUR COOLER – YOU MUST KEEP THE CONTENTS OF YOUR COOLER ICED!!** These coolers will be inspected by the Nevada Health Department; any cooler contents that are not properly ICED will be disposed of. In coordination with our Ice CZAR we will make sure that there is ICE available upon your arrival; then you will need to coordinate with said ICE CZAR for subsequent days ICE purchases. Cooler water that is NOT TAINTED should be drained in an available 5-gallon bucket for use as dishwashing water. **See Ice CZAR Page 3**

You can purchase Ice for your personal coolers at Artica (Center Camp, 3:00 & 9:00 Plaza's) Ice is \$4/bag crushed or blocks.

Village of PolyParadise Playa Events

If you are in the Kitchen area while an event is in progress; be courteous of the noise levels. The facilitators of the events have enough outside distractions to deal with; they shouldn't have to deal with loud campmates.

Handling Disputes

There is always the possibility that disputes will happen in camp, about this or that. Please try and work things out amongst yourselves. If the problem cannot be resolved, please **contact Scotto before getting Rangers or Law Enforcement Officer (LEO) involved.**

Be Respectful of the Sacred Space of others

The Poly Play Space is available for all campers and their invited guests. If you enter the Play Space and there is a group activity or other people enjoying the space, please be respectful of what they are doing.

The Definition of Community is Participation

Community participation is highly recommended; the camping fee is the cost to get the infrastructure to the playa and maintaining it off playa. The Construction and destruction of the camp takes ALL of us.

Teardown – Monday September 3rd

MONDAY is a BLITZKRIEG of work. It is not my desire to start to dismantle part of the camp on Sunday, to make the work on Monday any lighter. What I would like is for folks who Camp with us be prepared to postpone their departure until later Monday Afternoon and be available to help in the **MASSIVE** effort it takes to **PACK IT ALL OUT!!!** My hope is to have the truck packed Sunset. Lunch will be provided (Deli meat wraps & other leftovers)

Community Kitchen Donations

If you bring a large can of Garbanzo Beans, Large Squash or other perishables or large can goods, you must have a plan to cook and share it, otherwise be prepared to take it back home with you.

All food and colored liquids must be properly labeled and somewhat recognizable.

Please See Things to think about – page 3



"We are all here for the same reason, to experience each other"

Things to think about – from page 2

Where do I put my Keys & ID? It would really suck if you lost the keys to your vehicle. I am sure there are locksmith services available but presume it would be quite expensive. Do not carry your keys around the Playa with you. Place them in a safe & secure place within your belongings. If you use them to access your vehicle, make sure you return them to that same spot immediately after use.

Wherever it is that you put your keys place your ID there too. If for any reason, you get stopped and asked for your ID, you know that when you produce your ID your stash will not fall out for LEO to see. Speaking Of LEO...

Burning Man & LEO (Law Enforcement Officer): Burning Man takes place within the state of Nevada and within the borders of the US. That means that all applicable laws concerning illegal substances apply when inside the gates of BRC. **Be SMART!** The [Burning Man Survival Guide](#) has excellent information concerning your rights when dealing with LEO. Make sure to read and heed the warnings.

If you are a partaker of illicit substances, bring them with you, do not attempt to purchase On-Playa. Only share with those you know. Be aware of your surroundings when you are involved in this activity. Leo has sophisticated equipment to find you doing something illegal, do not give them that chance.

Check your gear before you leave: particularly tents. No matter how many times you've used it. No matter how positive you are that all the pieces are there. Open that puppy up and check it.

Camp Power

The Community Space/Kitchen will have power available 24/7. There will be a designated area in the Community Space set up for charging batteries. Power will be available in the kitchen for appliances; a 100-cup size coffee maker. The Community Space will be lit up at night with lots & lots of lights as well as a very illuminated kitchen. The generator is for the Kitchen & Community space. It is not available to provide power to your individual camp locations. The sink & shower will be hooked to a Battery backup; so, in the event the generator is off (resting or being refilled with gas) there will be power supplied for the waste water from the kitchen sink & shower will still be pumped to the Grey Water tank.

RV's & Generators

If you are bringing your personal [RV](#) to the Playa and it has a Generator – We!!! As in the entire PolyParadise Community would **STRONGLY** suggest that Pre-Playa you get the generator serviced so that it is proper working order. If at all possible, create an [Exhaust Vent](#) that blows UP and over the RV instead of directly at the tent next to you. Please also consider a noise dampening system for your generator.

If you are renting an [RV](#) and you plan to use the generator, make sure that you know ahead of time how many hours are included with your rental agreement and what the costs are per/hour after that amount has been exceeded. Remember generators require gasoline. Do not transport gasoline inside your vehicle or RV. Spilling gas will render that space permeated with an obnoxious smell for days and can ruin food. Transport gas in approved containers. Store gasoline with caution & respect as the flammable liquid it is.

ICE Czar – 2018

ICE CZAR – In the past we have been blessed to have the assistance of **Maxx Flynn** & his **Ice Taxi** to make a **LARGE CAMP PURCHASE OF ICE EACH DAY**. Our Ice Czars Mark & Atira will be is taking ice orders. There will be an Ice Station in the Community Space called **Ice Station Zebra** that will include ice request forms, pencils, envelopes, a lock box for money, and cooler for unclaimed ice. Campers will be able to request & pay for ice purchases each morning. Artica ice prices for 6 lb. cracked and 10 lb. block ice are **\$4**. The ice run each morning will be @ 9a when Arctica opens. Ice will transported with the assistance of Max Flynn & the Ice Taxi – Ice Request Envelopes will be provided for you to fill out and put your monies in.

Volunteers to assist are NEEDED – you can put your name on the list to assist within the Ice Run each day -
<http://tinyurl.com/h823kte>

Things not to bring: Plants, living or dead, and anything that will break up and/or blow away in the wind (plants, trees, twigs, loose paper, palm fronds, etc.), Feathers of any kind, e.g. Boas, Glass containers, Excess packaging from foods (remove outer box just bring the inner bag), Loose glitter, Nuts in their shells, Styrofoam coolers, Straw or hay bales, Explosives, aerial flares, rockets, Firearms of any kind, Camp Chairs with foot rest attached.

Playa Time: Playa Time begins the moment you start to pack. Things take longer while in Playa Time. Get to the Playa SAFE!! Obey traffic signs & Speed Limits!! The Playa & PolyParadise will be there when you get there.

What not to forget before you leave for BRC:

- **Burning Man Ticket**
- **Picture ID**
- **Insurance Cards**
- **Medications**
- **Directions to BRC**
- **Lodging Reservation Info.**
- **Spare Car Keys**
- **Spare prescription glasses or contacts**
- **Bringing an RV? – Cash for Gray Water Service**

What Does Your Camping Fee Buy You?

- Secured Playa Address & space within PolyParadise
- [Community Kitchen](#) - Kitchen utensils for cooking - Pots, Pans, Fry Pans, Bowls, Knives, Dish Washing station, Soap & Bleach
- Stoves, Pots, Pans, Utensils, Spices
- Assortment of spices to create your Playa delicacy
- Paper towels, Paper plates, Plastic Cutlery, Trash receptacles
- Tea and Cookies for the High Tea
- [First-Aid Kit](#)
- [Hot and Cold Snacks](#) (3 per day for 7 days)
- Packaging for Cold Snacks Refrigeration
- Electricity (to recharge Laptops, Camera, Batteries)
- Gas to generate the electricity
- Community Shade 60'x40'
- Community Kitchen 40'x40'
- Community Events area - 40'x40'
- [Poly Play Space](#)
- Secured Playa Address & space within PolyParadise
- [Shower Structure](#) / Privacy Curtain - **You supply the water**
- Grey Water Recycling
- Spray bottles, cement bins, tarps, and buckets for the Human Carcass Wash.
- Rope, Duct Tape, First Aid Kit & other things to repair things that need repairing
- Rental Truck - Gas to & from Playa - Insurance - to haul ALL of the above
- Camp Meals are not part of your Camp fee – They are a GIFT to your fellow campers
- [Village of PolyParadise Playa Events](#)
- **Camp Meals are not part of your Camp Fee – They are a GIFT we all give to each other**

First Aid Kit in the Community Space

This Kit will include: Antacid – Saline – Nasal Spray - Vinegar - Vitamin E - Skin Cream Benadryl - Gauze Bandages - Band-Aids Alovera Gel - Analgesic Lotion – Ibuprofen Insect Gel – Hydrocortisone - Antibiotic Ointment - Zinc Oxide – Aspirin – Bactine Feminine products - New Skin Bandage Tape Cough Drops - Blister Pads - Fire Extinguisher in the Kitchen - Duct Tape – Emerge-C Hydrogen Peroxide

Daily Menu – Human Carcass Wash – Poly High Tea

In the Kitchen we will have a poster size representation of who will be cooking what & when as well as a list of all volunteer shifts for the Human Carcass Wash & Poly High Tea.

"When you think about it \$175 isn't bad at all for 7 days... Can you find another hotel that only charges \$25 a day for all this and all the dust you could want?"

Community Snacks

- Asst. Nabisco cookies - Chex Mix
- Rice Krispie treats - Cheez-it's - Ritz cheez `n' crackers
- Asst. Sun Chips - Reg & BBQ chips - Asst. nuts - Trail Mix
- Pringles – Pretzels – Oreos - Chocolate Chip Cookies
- Instant oatmeal - Asst. Cold Cereal (you need the milk)
- Nutri-Grain bars - granola bars - Low Carb Breakfast bars
- Red vines - Beef Jerky - Fruit Cups
- Ritz-Crackers Bits & Cheese
- Juice Boxes – Capri Sun Variety Pak
- Applesauce - Chocolate | Vanilla Pudding
- Available in Community Coolers: Chocolate bars & Asst. chocolate candies
- Soy Sauce - BBQ Sauce - Teriyaki Sauce
- Ranch & Italian Salad Dressing
- Syrup - Cooking Oil – Kitchen Wipes - Mustard, Ketchup, Relish
- Asst. bev. (Gatorade, tea, coffee, etc Lemonade, Iced Tea Mix)

Personal coolers should be clearly marked with your name so its contents are not mistaken for Community use. Be respectful of what is not yours. **YOU MUST COME TO THE PLAYA WITH ICE IN YOUR COOLER – YOU MUST KEEP THE CONTENTS OF YOUR COOLER ICED!!** These coolers will be inspected by the Nevada Health Department; any cooler contents that are not properly ICED will be disposed of. Cooler water that is NOT TAINTED should be drained in an available 5-gallon bucket for use as dishwashing water. It is **your responsibility to purchase ice for your personal cooler.**

Please See Ice CZAR – page 3

Community Kitchen

Kitchen & Community Meals

The Kitchen and all its contents (Except Marked Coolers) will be available for all PolyParadise campers to use and consume. Please be respectful in cleaning up after yourself after using the Kitchen. Wash any and all utensils, pots, spills in a reasonable amount of time after you have prepared any food. Within 3 hours is an acceptable time frame...

There will be a Dish Washing & Rinsing Station available...Please use it!!! If you use a LARGE Pot to prepare your meal, you are responsible for cleaning said Pot.

Please See Community Kitchen - page 5

*'Burning Man will change your life...You just do not know how yet'
'Everything you take to Burning Man including yourself will never be the same'*

Community Kitchen - from page 4

If you have volunteered to cook a Community Meal or will be providing side dishes, **Breakfast: 8a-10a, Lunch 12p-2p, Dinner 6p-8p**, please plan you're cooking & preparation time accordingly. Remember you are cooking for 25. Please be respectful of any events that are in-progress while in the Kitchen/Community area while preparing your meal.

There will be Pots & Pans, Stoves, Utensils, Propane, Spices and just about everything else you need to make an awesome Playa Meal.

Dirty pots, dishes, and utensils waiting around for someone to come along and clean them. And the longer they sit the harder they are to clean.

If you cook a meal, then you are responsible for cleaning up.

If you can personally GET someone to agree to clean up after you, that is fine. Remember...Community Meals mean you bring something to share. It is not enough just to bring the can of vegetables or fruit, but also to cook or serve what you brought.

Please do not use the Community Kitchen as a drop-off point for food items you brought but will not use. If you had room in your vehicle to bring them to the Playa, you certainly have the room to take them home with you.

Community Meals & Volunteering for Camp Events:

There is also the Google Sheet for posting your volunteer request for Community Meals, Human Carcass Wash & Poly High Tea. Please post your volunteer shifts and your contributions to Community Meals.

<http://tinyurl.com/h823kte>

Camp Shower

Wet Naked Polyamorous People! Did THAT get your attention? I sure hope so...This from the Department of Yucky Water Stuff...

One of the perks of joining Poly Paradise is we provide community shower space for our members and provide safe and ecologically responsible wastewater management.

In the past, we have used Propane Powered devices, pumps and heaters to accommodate our campers shower needs. All of these systems have their failure points and need constant attention & repair throughout the week.

To reduce the frustration levels all around, we have decided to return to the more traditional Camp Shower Bag (5 Gallon). You supply the water.

The shower will consist of an enclosed tent along with towel racks, shoe changing deck and supplies storage all on a raised platform. Shower base has non-slippery surface.

Volunteerism is important; it is the purest sense of giving. When you give freely with no guarantee of compensation... The reward is the journey itself.

Bring your own water for showering: This is separate from the 5-Gallon water donation per vehicle as your water commitment for camp use (Dishwashing & Starter Water for the Human Carcass Wash). To maintain sanitation and safety standards use only drinking water from unopened containers. Others using the shower will thank you knowing only pure, clean water in the system.

****Make Friends Washing Dishes****

****LEAVE NO TRACE****

****Keep Your Community Space Clean****

The empty shower bags will be hanging on a bar on the side of the shower structure. Fill the bag with water (Up to 5 Gallons) and place the bag back on the bar. The bags have a temperature gauge so you can monitor how hot the water is before using.

If you encounter a shower bag hanging from the bar already filled with water, **DO NOT assume this was filled for you**. Take an empty bag, fill it with your water and wait for it to get to temperature. If all bags are in use, please wait your turn. Please return shower bags after use.

Clean up after use - We will have a trash sack for soap wrappers and other small stuff. Please do not leave small bars of soap, take them with you or trash them. Pick up the shower floor of any debris even if you didn't drop it.

Please remove your stuff after using the shower. You may leave consumables in the storage area if you write your name and the words "**Personal use only**" or "**Not community property**". If someone leaves consumables such as shampoo, conditioner, body wash etc. behind without marking, they will be considered community property and free use rules apply.

Take your towels and wash cloths when you are done. Like consumables, these items will become community items if you abandon them.

Absolutely **NO** wastewater dumping in the shower. No, dumping of human waste in **ANY** part of our gray water processing system at **ANY** time! Dispose of human waste in the Porto-Potties only. **Do not Pee in the shower.**

The shower is open for operation 24 hours a day. The shower system is for the exclusive use of Poly Paradise members only. The public may participate in the Human Carcass Wash experience if they desire.

The community shower may be shut down without prior notice. If conditions warrant, we may close the shower system prior to final shutdown on Monday.

Gray Water Reclamation

Over the years, we have experimented with various ways to handle our Gray Water. Gray water is defined as water from human activities not including human or other body waste. This includes dishwashing, showers etc.

Black water is defined as water that includes human or other body waste. This includes poop, pee, blood and that "other stuff." At no time will Poly Paradise process black water. Burning Man has provided Porto-Potties for such disposal.

Our gray water will be from the following four sources:
Kitchen dishwater - Community Shower - Human Carcass Wash - Camper generated from individual cooking.

We are estimating the following volumes from each source:
Kitchen- 25GpD - Shower- 100 GpD - Human Carcass Wash- 10 GpD - Other- 20 GpD - Total 140 GpD

Our methods evolved from Treating & Filtering to Evaporation, with each passing year learning what works & what does not work. The stumbling blocks we experience is the sheer volume of water generated during the week that must be evaporated.

For this and many other reasons in 2018 PolyParadise will be contracting with an outside company to Deliver & Service (3)-250G Holding Tanks for Gray Water Collection. The total cost will be ~\$4,400 + Driver Tip. Delivery is scheduled for 8/24. The tanks will be serviced on Tuesday - Thursday & Saturday.

Consider Pre-Cooking portions of your meal if possible. The [Food Saver](#) will create an awesome storage container for your meal. (Freeze Liquids before Sealing)

Having holding tanks within camp for our Gray Water Disposal does not mean we do not care about Water Conservation, in-fact, it will make us more aware of the volume of water we produce as a camp.

Dishwashing Water will be collected at the sink and screened for particulate matter before the Holding Tank. Available to assist in dishwashing will be Biodegradable-Mother Earth Friendly Soap (Campsuds).

All materials not suited for the Holding Tank will be collected in 5-Gallon sealable buckets for Off-Playa transportation & disposal.

Shower Water - There will be one main camp shower available to all campers. **You supply the water.** The shower will consist of an enclosed shower tent on a raised base off the Playa. All shower water drainage will be collected and transported to the Holding Tank. Do not Pee in the shower.

The shower water collection area should never be used for Gray Water Disposal. Do not urinate or empty personal pee containers into our Gray Water system, please use the Porto-Potties.

Human Carcass Wash - Gray Water Collection - In running the HCW the participants stand in plastic troughs to catch the water and particulate matter washed from bodies. This water can be dumped directly into the shower base where it will drain into the sump and be handled as common gray water. HCW crew must be diligent to ensure that no foreign matter such as plastic, jewelry or other MOOP gets dumped into the system.

Community Trash

Trash is a problem. We all generate trash. We all need to be a responsible for it. So, for this year we've developed a new system.

Each vehicle that arrives at PolyParadise will be required to take home at least two bags of trash. During the week, the TRASH CZAR will place a bag of trash at the driver's side door of your vehicle (think of it like SANTA). That is YOUR bag to take home. It will be DOUBLE BAGGED, NON-STINKY, and of REASONABLE size and flexibility for packing. Please plan room in your vehicle for these bags of trash.

If for any reason, you don't like your bag of trash (you just don't click or cannot get along with one another) please see the TRASH CZAR for an exchange of bags.

It is your responsibility to dispose of your bag properly. The best place for this would be at home. But if you cannot take your bag home, here are some alternative places you can rid yourself of your bag. Remember we don't take glass in the trash. It is a hazard to handle...You had room to bring it to BRC you have room to take it back home.

Save Mart Supermarkets (Trash & Recycling only) 525 Keystone Avenue, Reno, NV 775-786-2150 Open 24 hours Sat 9/2 – Tues 9/5. \$7 per 35-gallon trash bag

Whole Foods Market (Trash & Recycling only) 6139 South Virginia Street, Reno, NV 775-852-8023 Open 6 am – midnight Sun9/3 – Wed 9/6. \$5 per 35-gallon trash bag,

Rabbit Traxx Truck Stop – Mini-Mart (Trash & Recycling only)

580 Patterson St., Cedarville, CA 530-279-2022 Open 24 hours Sat 9/2 – Wed 9/6 \$5 per 35-gallon trash bag

Waste Management – Fernley/ Churchill Transfer Station (Trash & Recycling only) 1100 US Highway 95A S. Fernley, NV 775-329-8822. \$26 minimum for trash, charged by cubic yard.

Waste Management – Stead Transfer Station (Trash & Recycling only) 13890 Mt. Anderson, Reno NV 775-329-8822 Open 8am – 4pm Tuesday – Saturday. Closed Labor Day \$25 minimum for trash, charged by cubic yard.

Waste Management – Lockwood Regional Landfill (Trash only) 2700 East Mustang Rd., Sparks NV 775-329-8822 Open 8am – 4:30pm, Monday – Friday. Closed Labor Day. \$35 minimum for trash, charged by cubic yard.

Waste Management – Commercial Row/Sage Street Transfer Station (Trash only) 1390 E. Commercial Row, Reno NV 775-326-2416 Open 7am - 5pm Monday – Friday, and 8am – 4:30pm Saturday and Sunday. Open Labor Day. \$35 minimum for trash, charged by cubic yard.



More tips on trash can be found at: [Trash Tips](#)

Village of PolyParadise – Playa Events

The Human Carcass Wash – Mon-Sun - 3:00p-4:30p

If you have never been a participant in the HCW, you are in for a treat, both participating and helping run it.

The HCW breaks gender barriers for being touched; it of course by its nature of being washed means it also 'Encourages' people to be naked and to be washed. People who would not otherwise be naked or want to be photographed doing such an activity. I highly encourage everyone to get involved in this fun activity. The HCW area is a 'No Camera Zone' and is clearly marked as such. When dealing with someone who is taking pictures politely ask them to respect our 'No Camera' Request. If they become belligerent, please do not provoke them. People are going to be people.

All participants 'Must' be asked their boundaries for being touched prior to being the one washed. We must make sure that all other participants have heard that stated boundary, or the question is asked again at the next station.

Poly Friendly Mixer/Social – Tuesday 3:30p-5:30p

A mixer for poly and like-minded folks to meet, chat and make some new friends ... Or more. Beer – Wine- Soda provided. Come and hang out for a drink & a chat.

Poly High Juice Box – Wednesday 1:00p-3:00p

Think poly is complicated enough? Try adding children to the mix. Whether you're poly with children, or otherwise in an open relationship with or contemplating children, this special Poly High Tea discussion is for you. Bring the kids and let's hear from them if you like (or dare)! If all this seems overly daunting, don't worry - it is! This is an open discussion facilitated by Peter & Gretchen (aka Adam & Eve) about all things poly with children. This will be their 10th Burn, and the 4th with their 5-year-old daughter, Veronica. Don't expect us to have all the answers, instead come to both learn and teach! Juice boxes and animal crackers provided to help grease the conversation.

Best sex of your life living with Herpes and STI's Wednesday 3:30p-5:30p

Having STIs presents its challenges especially when we have multiple partners, going to play parties or just dating and learning new bodies. Let's talk about the in's and out's of when and where. Share our stories and experiences and have the best sex of our lives! Communication is key. Safe sex is sexy!

SWOP (Sex Worker Outreach Program) Unite! Thursday 3:30p-5:30p

We're STRONG and resilient and we're better together! Let's talk strategy, self care and create safe spaces during this time where FOSTA and SESTA have passed and we're still here.

Burning On Your Mind: An Open Mic About Burning Man Monday 11:00a - 1:00p

Bring a poem, a photograph, a piece of art, a story, a song: something that you're burning to share. Three to five minutes, we'll have a sign-up sheet. We may not have a microphone, so be prepared to speak up!

Poly High Tea – Mon-Sat - 1:00p-3:00p

Just what is Poly High Tea? First, it's a Tea Party. We will be serving Tea and Cookies. All you Polyamorous, poly-curious, and poly-friendly folks out there on the playa are invited to join us for a discussion about the practical issues of loving more than one in an open, responsible multi-person relationship. There is much wisdom in the poly community which can be helpful to people trying to make *any* relationship work, monogamous or Polyamorous. There will be a facilitated discussion in which you can get your questions addressed and some of the knowledge in our community can be shared.

Mind Melt – Mon – Fri - 8:00p - 9:00p

Mind Melt lets your mind be changed from Fear of the unknown, to finding Hope in the Future, by experiencing 3-D Images of lights and sounds and the peace only found within the receptive mind and experience of every thought, feelings, sensations, and level of awareness through corresponding brain wave patterns. Mind machines change your perception by stimulating balanced, abundant neurotransmitter production, expanding neural pathways, and programming desirable, ecologically sound behaviors. Remember; nothing really exists, it's all in the electrons of your mind.

Mindful Hugging Meditation Tuesday/Wednesday 11:00a-12:00p

How often have we experienced a quick "hello" or "how are you" as we pass by each other? Or even a hug that is awkward and without connection? This workshop will allow us to take time and mindfully experience others at a deeper level and open up to one another physically, emotionally and energetically. Come one or bring friends. All boundaries will be respected.

Yoga for the Truly Beautiful - Friday - 11:00a - 12:30p

No fancy clothes, stunning bodies, fat wallets, or yoga experience is necessary. All are welcome! If you like to move, shake, look silly, or laugh join us. Perhaps you'll see the inner beauty of others or they'll see yours. As the class progresses, I will remove my clothing. Honor your boundaries, not mine. When you let your little light shine, you may be happier and an inspiration to others.

Yoga Postures for 2 – Thursday 11:00a – 12:30p

No yoga experience is necessary. Beginners are welcome. Come alone or with friends. Participants will be paired up. Feel the energy. Partner Yoga allows you to connect with yourself while connecting with another in a supportive and supported practice. If you can, bring a yoga mat or towel, but it is not necessary.

Pasties Making Workshop – Saturday 11:00a – 1:00p

If you want to cover your nips in style stop by and make a lovely set of pasties for your lively set of boobies.

Ethical Slut Meet & Greet – Friday 3:30p-5:30p

Whatever your sexual orientation, gender, preferences, kinks, or age join Black Rock City's ethical sluts, polyamorous sex-positive explorers and all around perky perverts at this fun meet and greet. Be you hetero bi gay lesbian queer trans or anything in between or beyond, come and meet other fun, interesting potential playmates and friends in a relaxed and inclusive atmosphere. This is a social event and not a play party.

The Twisted Swan, the new incarnation of the Dusty Swan, a full service Celtic pub with a bar, pull tap, whiskey, Irish coffee, live music sessions, and a good old-fashioned pub feel in BRC!

Come each night we have a theme to suite your geek needs along with our friendly pub feel. If nothing else for a respite from your woes and a pint.

Twisted Swan Events

Monday: The pub opens at 8pm with a Dr. Who theme, dress as your favorite timelord, companion, or alien and party like it's 5999!

Tuesday: At pub open will be our Steampunk/ firefly fancy duds party! The best party in the verse, Alliance need not attend! Get your boiler bubbling and come let off some steam with us.

Wednesday: At pub open will be our Theme for the night Brown coat / sci-fi night We aim to misbehave

Thursday: At pub open at 8pm don your house colors for Hogwarts night! Leviosa some pints until your petrificus totalous!

Friday: At pub open at Theme for the night Goibhniu - The Celtic god of brew needs the rest of our beer in you.

Temple of Bacchus is happy to support your bacchanal all week long and keep you energized for the long haul. We will be open from 2:00p to 8:00p We offer water and a variety of non-alcoholic drinks to keep you ready for the rest of the party. But let's be honest you may want a little more than hydration so we will have wine and other drinks as well. We will also be offering a nice shady spot to smoke hookah or just hang out.

Even when we are not serving the space will be open 24 hours if you just need a place to hang.

Temple of Bacchus Events

Monday Open 2:00p – 8:00p
Tuesday Open 2:00p – 8:00p
Wednesday 12:00p – 2:00p Yoga/Meditation
Wednesday Open 2:00p – 8:00p
Thursday Open 2:00p – 8:00p
Friday Open 2:00p – 8:00p

PolyParadise on Facebook

Did you know we have a PolyParadise FaceBook Group? You need to be 'Friends' with someone already in the group to join. Friend ME and I will add you: <https://www.facebook.com/scott.platsky>

[The Twisted Swan on FB](#)

[The Temple of Bacchus on FB](#)

Many Handed Massage Workshops-Polyparadise Residents Only

Will use the 2 massage tables in the massage area for two hours. **Wednesday @ 10:00a -12:00p**

Massage oil supplied. Suggest participants bring a towel or sheet to lie on.

For orientation, think similar to the HUMAN CARCASS WASH.

10:00a: orientation for octopus massage (8 hands). Maximum of 10 people get massaged.

Two groups of 5 people with each group using one massage table. One person at a time in each group gets massaged simultaneously by the other 4 for about 10 minutes.

Thus each person gets massaged for 10 minutes, but stands for maximum of 40 minutes massaging others. If massaging for 40 minutes doesn't work for you, just stop sooner.

11:00a: orientation for 4 handed massage (4 hands). Maximum of 12 people get massaged.

Each group will have 3 people. One person at a time in each group gets massaged simultaneously by the other 2 for about 9 minutes, but each person stands for 18 minutes massaging others.

Slinky Manipulation 101: The World's Newest Flow Art
Thursday 6:00p-8:00p

I (Slinky Josh) do crazy gravity-defying tricks with a rainbow slinky, and have been featured on MTV's Amazingness and ABC's The Gong Show (my episode airs July 12). This will be my 7th time teaching the workshop, and I plan on bringing around 50 slinkies to give away to aspiring slinky manipulators. Feel free to check out my YouTube channel if you want to know what that looks like: <http://www.youtube.com/c/slinkyjosh>

Trash Can Cooking

Tuesday Dinner *UncleBob & Scotta* will be making **30 Pizzas** in perfectly good Trash Cans. Come by the kitchen **~5:00p** to assist assembling the pizzas.

Friday Dinner will feature **100lbs of Turkey** cooked in those same perfectly good Trash Cans. This Thanksgiving Dinner On-Playa would not be complete without **Stuffing, Gravy & Cranberry Sauce**.

Special **CALL-OUT** to **Trevor** the **Charcoal CZAR** of **Trash Can Cooking**.

Clothing Exchange

In the Community Space we will have an area set aside for a **Clothing Exchange**; so please bring your **Burner Best Attire** that you would like to **RE-GIFT** to someone else.

Regional | International Flags

Let's **CELEBRATE** our **HOME Country – State – Region – Regional Event** by bringing a **FLAG** to hang in the community space and we can all be reminded of the large **GLOBAL DIVERSE WORLD-WIDE COMMUNITY** we all hail from.

Health & Safety

Stay healthy and safe while you camp and explore the many opportunities for participation at Burning Man! Here is some information you need to keep yourself healthy, and tell you where to find emergency services, should you need them.

Remember Radical Self-Reliance! Bring a first aid kit and any medications you may need (the closest pharmacies are in Fernley or Reno, and there is no clinic in Gerlach).

Should your illness or injury be more severe than you can manage without help, there are **Emergency Services** medical stations on the **3:00 and 9:00 plazas**, on the **Esplanade at 5:15**, and new stations on the plazas at **4:30 and 7:30**, and out between the Man and the Temple. All stations are identifiable by a red cross on top of the buildings. The stations are staffed by emergency health care providers (doctors, nurses, medics, etc.) who donate their time and medical expertise to the city as their gift to us all.

If you require a higher level of care than cannot be provided on the playa, you will need to visit a hospital in Reno, either by getting a ride from a friend, or being transported by an ambulance, plane, or helicopter (depending on your condition). If you are able, request to sign a "Consent to Release Information" form so we can tell your friends and family where you are and what happened (by law, we can't provide information about you without your consent). Bring your ID, insurance card, cell phone, and wallet when you go. If you get transported by ambulance, plane, or helicopter, you'll need to arrange for a friend to pick you up after your care. There are no shuttles from the hospitals back to the playa.

Rebar Safety

Each year the majority of the injuries at Burning Man can be traced to collisions with rebar. These steel rods have become the tent stake of choice because they are relatively cheap and hold up against the playa winds better than standard-issue tent stakes.

Most rebar injuries result from stubbing a toe, piercing a foot or otherwise impaling a body part on the exposed metal. Injuries generally happen at times of low visibility, such as in the dark and massive dust storms.

The solution? Covering the exposed end of the rebar with a tennis ball, doll head, plastic bottle or other padding will help prevent injuries is a step in the right direction, but the best way to prevent injury is to **HAMMER THAT SUCKER ALL THE WAY IN! However, before doing so, you have to make sure you are equipped to pull it out again**



The radicalness of it is not that it is offensive or edgy or in your face-shocking - The radicalness of it is that it is coming straight out of your heart and it is going public, where else do you get that chance.

YOUR COOLER – DAY 1

When you pack for your trip to BRC - your cooler should be **ICED** - When you are at the last stop on Rt. 80 (From the West (Sparks) - From the East (Fernley) before making the turn on HWY 447 heading towards Gerlach - **YOUR COOLER SHOULD BE ICED!!** When you arrive @ Burning Man your cooler should have **ICE** maybe somewhat melted but it should **HAVE ICE!!!**

As a Village of 300 persons we are required to have a Health Permit by the Nevada Health Dept. The Health Dept will visit our camp and make sure that we are adhering to all prescribed food preparation - serving - cleanup requirements.

In 2017 WE DID GREAT WITH THE PREPARATION - SERVING - CLEANUP aspects of the inspection in part to the efforts of our Kitchen Batches **>Knotch< & Shadow. BUT WHERE WE HAD ISSUES WAS WITH PERSONAL COOLERS THAT WERE PLACED IN THE KITCHEN THAT HAD NO ICE.** The Health Dept will inspect all coolers and make sure that the contents of said cooler are at proper temperature. Obviously, coolers that have **NO ICE or LIMITED ICE** cannot possibly be at proper temperature. The contents of any cooler not cooled to proper temperature were **DISCARDED!**

WE HIGHLY ENCOURAGE - NO WE REQUIRE that you ICE DOWN YOUR COOLERS as you start your trip to the Playa and KEEP ICE LEVEL IN COOLERS AS REQUIRED during your trip.

This will ensure that when you cook your meal that **NO ONE EATING YOUR FOOD WILL GET SICK!**

We will also be more proactive and do an **ICE RUN on Sunday (Day 1)** that any camper can use to make sure that when you arrive On-Playa that your cooler can be **RE-ICED** and your food can be kept to temperature and **KEPT SAFE FOR EATING!!**

ULTIMATELY KEEPING YOUR COOLER ICED - YOUR FOOD SAFE ON THE WAY TO BRC IS YOUR RESPONSIBILITY.

During the event you can order **ICE** in conjunction with our **ICE CZAR - SEE PAGE 3.**

RV Pump Outs

As a Village we are Pre-Paying for a block of RV Pump Outs. Cost is \$70 per pump out

Contact **Scotto** (scotto@burningman.org)

(1) Tuesday - (1) Friday - (2) Sunday

<http://tinyurl.com/h823kte>

Just because you put your name on the list does not mean you are secured that slot - **YOU MUST PRE-PAY \$70 to Scotto by July 1st.**

You can also flag down United Site Services Trucks at any time you see them going by to get your RV Serviced **\$60 CASH.** RV's will be placed next to designated Service Roads within our space to accommodate Servicing.

Burner Express Bus

For those that travel to Burning Man on the [Burner Express Bus](#) Check the FAQ for all Ticketing & restrictions on what you can & cannot bring on the bus aka "Amount of Gear Limits".

You will be given a **Burner Express Trash Bag** – Make sure to bring that Trash Bag to **STAGGER the Camp Trash Czar** and he will make sure to fill it properly with Community Trash that you can transport back on the Burner Express as you leave Burning Man.

From the Czar De' Garbage

For those of you who are new, I would like to introduce myself. **I am Stagger, and I am your Garbage Czar.** That means I oversee the camp trash area and am in charge of trash distribution.

Since Burning Man is a Leave No Trace event, all the garbage we produce needs to go back home with us. There is no place to leave it on the Playa.

As a consequence, at some point during the week your very own Poly Paradise garbage will show up next to the driver's side door of your vehicle. This is your very own bag(s) of trash to take off the playa and dispose of responsibly. I will do everything in my power to make sure that these bags are not over-stuffed. They will be double bagged.

To help facilitate the whole process of garbage handling there are things you can do, as a responsible PolyParadise Camper that will make my job easier.

Try your best to drop your trash into the appropriate bin. There will be labeled bins for TRASH, RECYCLE, and BURNABLES. Crush plastic containers. Crush cans if you can

(NOTE: The can recycle is for aluminum beverage cans only – not canned good cans. I don't make these rules.)

If you are keeping a separate trash container in your tent, take it with you. Bringing it to the camp trash at the end of the week just means that someone else will need to carry it away.

At the end of the week, all the liquor comes out. Unfortunately, we don't have the ability to recycle glass bottles, so we end up with a whole bunch of glass bottles that need to be distributed in separate bags so they don't break. If at all possible, please grab your empty bottles and take them off playa with you. It is difficult & dangerous to worry about broken glass in the garbage. Anything you can do would be appreciated. After all, you had room to bring it. You should have room to take the bottle back.

On Monday, the trash area will officially close – There won't be an announcement of when. There will be a container in the kitchen area for those who are still making food during the tear down process. If you haven't gotten rid of it by now, you need to take it home with you.

Anyone who can take MORE than two bags of trash, please see me. People who take more than one bag of trash have a special place in my heart. I am easy to find... I'm the guy who smells like trash and who frequently is TRASHED.

Remember, any trash that doesn't go home with you, has to go on the truck. And there isn't much spare room on the truck for trash.

Don't bring garbage to the playa.

Remove as much of the packing material as you can from ANYTHING you bring to the playa. Get rid of the cereal box and just bring the inner bag. Get rid of the plastic rings on the 6 pack of beer. Unwrap the individual snack bars from the plastic bag.

If you are just going to throw it out on the playa... then it should not come out in the first place.

You are required to take 2 bags of trash off the playa with you.

That's right... There is no trash pick-up at Burning Man. The trash we generate is the trash we have to take off the playa. Because we can no longer burn our trash, everyone will be required to take 2 bags of trash off the playa. **PLAN FOR THIS WHEN YOU ARE PACKING.**

One helpful hint: If you have planned your food correctly, there will be empty space in your cooler where you can store some of your camping equipment (sleeping bag, mattress, camelback) to make room for the trash you need to take away.

There are plenty of opportunities to get rid of your trash on the drive home. The Jack Rabbit Speaks normally supplies a list of these, and enterprising individuals on the exit route have been known to take trash for a fee.

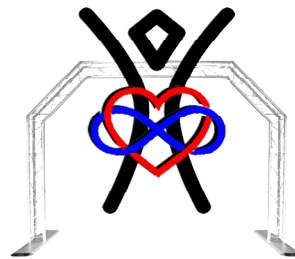
Your trash will show up next to your vehicle sometime during the week. **DON'T LEAVE IT BEHIND OR I WILL HUNT YOU DOWN.**

Please See from the Czar De' Garbage - page 15

20th Anniversary Celebration

20th ANNIVERSARY VILLAGE OF POLYPARADISE ART PROJECT

In order to properly CELEBRATE our 20th Anniversary within the gates of BRC – we are creating an Art Project that will be located on our camp frontage.



Work on the project is proceeding nicely. We have purchased the Lighting Truss & at the work-party in March (Special Callout) to **Atira & Armella** for cutting out a full-scale model of the Art Project in Cardboard.

The current plan is to have The Man - 'Heart - Infinity Symbol' cut from a piece of metal with a plasma cutter. The idea will be to have LED lights that will light the Truss – Man – Heart – Infinity Symbol in ever changing patterns. Obviously, this will be an Art Piece that will be returning to BRC year after year to CELEBRATE all things The Village of PolyParadise.

Scotto send Huge KUDOS to **Atira & Armella, Rich, Tattletale, Ian Liljeblad** and all PolyCampers in celebrating our **20th Anniversary!!**

Camp Resident Responsibilities

Individual Water Bottles – In previous years the number of half empty water bottles left lying around PolyParadise was simply reprehensible. If you are drinking a bottle of water, and leave it there, do you honestly expect someone else to come along and drink it? Do you honestly expect someone else to come along and pick up after you? Apparently!! Nobody wants your half-used bottle of water. Either finish it or dispose of it. If you intend to come back to it, write your name on it. Get them to the recycle bin empty. **FINISH IT OR DISPOSE OF IT**

DeMoop - Please DE-MOOP your camp food contributions before coming to the playa. Do not bring the Cardboard Box just the food portion.

Waste - Do not bring a giant size jar/can of anything, unless you have some idea of how it is going to be used. A 10lb can of chick peas might be a bargain, but **NO ONE** likes them that much, and once opened, if it is not used by the end of the week it becomes trash and could end up in the trash bag assigned to YOU. You will be taking a bag of it home with you. The less trash we all generate; the lighter will be your bag at the end of the week. **PAY ATTENTION** to the signs that say **RECYCLABLE, BURNABLE, TRASH.**

Special Food Mention - Watermelons do not do well in heat. If left out for one day the insides cook and become inedible. If you are bringing a watermelon, leave the rind at home. Cut up the melon – use a seal-a-meal. Then you can eat or serve them when you like. Melon pieces can also be whipped up into a smoothie.

Pretty much the same goes for any kind of melon (Cantaloupes, Honeydews) and fruit without a hard skin (bananas, kiwi). Apples seem to last pretty well. Dried fruit works great.

If you have special dietary requirements, you should take it upon yourself to provide accordingly. Do not presume that what other people contribute will conform to your dietary needs.

Community Space Edict - PolyParadise is a very free and accepting community. However, since a place for sexual play is provided, we ask that sexual activity not take place in the open community space. There may be minors not miners in the camp, and though they may have been raised in an open environment at home and not themselves mind such activity. Please confine sexual activity to the Poly Play Space or your own private accommodations and not in the Community space.

What Other Camp Contributions Do I Still Need To Bring?

- **5 Gallons of Water/ Car** - to contribute to the running of the Human Carcass Wash / Community Drinking water. If you can bring more water that would be greatly appreciated.
- Participate in Daily Community Meal - (Eating, Cooking, Serving or Washing Dishes)

Each camp member is expected to take some Community Trash home & dispose of it in the proper manner in an appropriate facility or container. Plan to donate at least **2 hours** of your time before you leave the Playa to cleanup of the PolyParadise site as well as the general state of BRC.

Poly Play Space

The **Perfect Place For Poly Play**, also known as the Four Peas, is PolyParadise's private retreat for adult-centered activities.

PolyParadise is an Intentional Community and attracts a wide range of people who share or desire participation in non-monogamous relationships.

A part of being in such relationships involves expressing intimacy with other participants. Four Peas is the space provided in camp where such activities are natural and acceptable. Why have spaces like Four Peas at all? Why can't people just use their tents for such activities?

PolyParadise is a relationship-building village and much of village life is a shared experience. We build camp as a group, we make and eat meals as a group, we share our hopes and fears in seminars and discussion groups, and we even wash together as a group! It's a natural progression to share intimacy in the same way too. Not all people make use of all of these activities while staying at PolyParadise, but it is our hope people will make use of these tools to further their Poly perspective, meet and be involved with new people and share their Poly experiences.

Four Peas uses the interior of an enclosed 25' geodesic dome, nicely equipped with beds and bedding, indirect lighting and really cool wall and ceiling decorations. The cover is wind and dust proof and has a zippered entrance.

The Dome is available for use 24/7 for the duration of the event by all members of PolyParadise and their invited guests. The space is neither public nor open to the public. The sole exception is invited guests.


From time to time the Dome will be used for organized events that are Poly in nature and open to all Village members. Because these events may not be overtly intimate in nature, we ask regular, intimate use be temporarily suspended.

The Dome is open to all village members and all activities between consenting adults is permitted. No gender bias or exclusive use is allowed. Everyone has a right to be playing in Four Peas, be it one person or a dozen. As we have no rules against consenting adults play style, enter Four peas knowing activities outside your personal boundaries might be occurring. Keep an open mind!

Please respect and honor people playing inside the Dome. Often people invite others to join an activity and sometimes not. You must ask first! This is a rule! If the answer is "no" then take refusal with grace and style. If problems arise, contact Tailfeather, Scotto or other camp elders.

Please keep the Dome neat and clean up after use. Trash receptacles and used sheet containers are provided near the table with safer sex supplies. If bringing shared supplies then just leave on the table; If they are for your personal use, clearly label items with your name. The Dome is not a crash pad! Falling asleep after an activity is fine but find another place to set up living quarters! The Dome is a no smoking zone. Please smoke outside.

"The Man Burns Tonight: A Black Rock City Mystery by Donn Cortez available in Paperback. Noted on Pg. 173 is The Human Carcass Wash, the best Wash on the Playa - PolyParadise."



Food Prep Tips

Tear away all of the unneeded packaging you can before you pack for your trip to PolyParadise, so that you can shrink the size of your kit/bundle/stuff. Recycle those bits *before* you come and you won't need to deal with them. Use Tupperware or other sealables that don't become trash afterwards where possible. You may also consider buying items with less packaging as a matter of principle. Wash veggies, if possible, before you arrive.

Take spices in those 7-day pill minders. Works great and they seal shut and take no space. Put your name on them with a Sharpie. **If you need refrigeration for meds, make sure to ask one of our campers with an RV, I am sure they would not mind storing these for you.**

Try and measure things so that there are no leftovers, unless you'll actually eat them. Leftovers seasoned with Playa are even less appetizing. Leftover organics are difficult and smelly to dispose of.

Don't fool yourself into believing that you can live on granola bars at Burning Man. You need balanced nutrition like you've never needed it before in the desert, as you're often expending huge amounts of energy and won't realize it. You need greens, protein, as well as carbs, and tons of water (and perhaps other liquids).

Making Meals for 25: Generally, you can take a recipe for 4 and multiply it by six (adding a dash here and there) to make a meal for 25.

Budget your time accordingly. We're a very patient bunch, and you'll make many people happy, as you will when you chow down on exquisite desert-made cuisine.

Salads can be easily extended by putting good things in them, like nuts (unsalted but roasted, generally-- always in a dish on the side for those that have nut allergies), raisins, cranberry-raisins/craisins, chopped veggies (carrots, celery, bell peppers, cherry/grape tomatoes), small fruits (grapes, cherries, kiwi, etc.) and the like. Dressings can be made from simple oil/vinegar combinations (try various oil and vinegar flavors), and crouton-like bits. Avoid putting things together; let people assemble their own combinations. Remember to set things up for easy clean-up and/or re-use (although re-use is more difficult due to the dust).

If you KNOW that your offering is vegan, please label it so. Vegetarian is a loose definition, but usually means no meat products, but might include dairy. Chicken (and for many, eggs) and fish aren't vegetarian, along with certain meat by-products like marshmallows, cheese made with animal rennet, and the like. Please label accordingly if you're sharing.

There will be **Index Cards – Place Holders – Pencils** for you to write down & display what you have cooked so those in the serving line know what they might be eating or how it was prepared or what ingredients are included.

If you take medication that requires refrigeration, ask a fellow camper with an RV if they might be able to store it for you. Let them know what kind of access you will need to it.

Enjoy the snacks; they're usually nutritious and their variety can please many tastes. Snack wrappers create MOOP if not watched and recycled carefully. Snacks aren't for nutrition, generally, they're good only for short-term energy. Don't consider them food.

There's lots of food available elsewhere on the playa; it's where you find it. There are no food lines on the playa or food kitchens. There are a lot of foods given as gifts, and camps that specialize in this. Remember to bring your own cup, plate, napkins/serviettes, and cutlery with you-- and something to clean your hands as well as the aforementioned items- in your backpack/camelback.

Food Sources near Black Rock City

Depending on your politics, [Wal-Mart](#) can do a lot for you. There are lots of them, several in Reno/Sparks, one in Fernley, and in Winnemucca NV. If you like going to Wally World, they're ok. There's a huge [Trader Joe's](#) on the south side of Reno; very well stocked and full of burners.

Once you've gone onto 447 above Fernley, the pickings are impossibly thin, except for some roadside Indian Taco stands. Wadsworth, Nixon, Empire, and Gerlach all have small stores; you're on your own. Planning will help you; shop in Reno/Sparks, Fernley, Lovelock, or Winnemucca before you hit NV 447 to Gerlach and the Burn.

Radical Self-Reliance is a hallmark of the event. That doesn't mean you're totally stranded, but it does mean that the others around you, while inclusive and generous, also have brought what they needed, and must leave with no trace.

Playa Essentials

- Lots of Brand New Socks
- Baby Powder
- Hand Lotion
- Lip Balm
- Clean Clothes for Ride Home
- Comfortable Shoes
- Camelback
- Baby Wipes
- Wash Cloths
- Hats
- Sunglasses
- Spare Glasses
- Spare Contact Lenses
- Extra Batteries
- Dust Mask
- Goggles
- Q-Tips
- Headlamp/Glow **Don't be a Darkwad**

Playa Tips

Foot Care: *Playa foot* - is a malady unique to the Black Rock Desert caused by the alkali dust that makes up the desert. It is, in essence, a chemical burn. The most common cause of playa foot is exposure of your feet to the desert floor by not wearing socks and closed shoes.

Wash your feet well to remove all the playa dust that is embedded in the cracks of your skin. This may require soaking them in a basin of water. Many people recommend adding a small amount of vinegar to the water to neutralize the alkali. 1/4 vinegar and 3/4 water is a good mix. After washing your feet, dry them well and look to make sure you have gotten all the playa dust off of them. If available, apply a thin layer of antibiotic ointment or lotion to the soles of your feet. This isn't absolutely necessary and should only be done if you can keep your feet covered with socks and shoes or boots.

Keep your feet covered with socks and closed shoes or boots. Failure to do so will only allow your feet to get worse from the accumulation of more dust on your feet.

Nose Care: Saline or w/aloe nasal spray. Especially if you are use to a more humid climate. Dried out nasal passages can hurt and bleed.

*Take care of your Feet...
Your Feet will take care of YOU!!*

Lip Care: lip balm with sunscreen, preferably hung from the neck so you always have it at the ready.... whether you have pockets or not.

General Stuff: A set of clothing including shoes/sandals that stays in zip lock bags until after tearing down camp, to change into for the ride home.

Mask for wind storms, Small sized Sanitizing gel (alcohol) to keep in your pocket. Good to use after a trip to the Porto Potties. Camelback or similar (for portable hydration). A reusable mug or cup for coffee and beverages at the Center Camp Café. Contact Lenses: (Bring a back-up pair. Then bring a back-up pair for the back-up pair)

Medical Alert Bracelets: Black Rock City's [Emergency Services Department](#) highly encourages folks who normally wear a medic alert bracelet to do so on playa as well. If you don't usually wear a medic alert bracelet but have a serious medical condition, we encourage you to wear one on playa to ensure Emergency staff can take appropriate care of you. Questions? Email [911\(at\)burningman\(dot\)org](mailto:911(at)burningman(dot)org) or contact Black Rock City's [Emergency Services Department](#) via email.

*If it does not come out of your body
It does not go into the potty!!*

Hydration

Drink Water! Drink Water! Drink Water! Drink Water!

No... I did not say drink a Beer, Wine Cooler, cup of Coffee, Ice Tea...I said...Drink Water!

Maintaining enough fluid in your body is probably the single most important thing that must be done! The Black Rock Desert is a very harsh environment. Most if not all of you (other than our Arizona contingent) do not live in a desert and are not used to the full sun & heat all day. Please pay attention to your body, when it says it is time have water, drink water, when it says it is time to rest, please rest...

Watch for the warning signs of non-sufficient hydration:

Lack of energy, headache, dry lips, tongue or mouth, Lack of sweat, Infrequent urination or no urination whatsoever, dark urine or urine with a strong odor (by day 2, your urine should be close to "clear" if properly hydrated)

Either that or... a visit from the Paramedics, a trip via CareFlight & Emergency Room in Reno in the \$5000 range!

Drink Water! Drink Water! Drink Water! Drink Water!

You may want to consider a [American Med Flight SaveAir](#) Membership to cover any out-of-pocket transportation costs if you have to be [transported Off-Playa](#) for a medical emergency.

The definition of community is a place where there is gift exchange. The converse of that would be; if you wish to destroy community, a good way to do it is to turn all gift giving into commercial exchanges.

How much water should I bring? You are responsible for bringing **Five (5) Gallons** of water/vehicle to donate to the Camp. This water will be used for starter water each day for the Human Carcass Wash and will also fill a Community Water jug for all to use. This bright orange cooler will be in the Community Space and will have blocks of ice dropped in each day so that there is always cold water to enjoy for all campers.

You also need to plan for water you will personally use during the week. Plan on **1.5 Gallons/Person/Day** for drinking, your mileage may vary.

It is also your responsibility to bring your own shower water. We supply the shower you supply the water. The Shower bags have a **Five (5) Gallon** capacity and if you leave the nozzle open the water drains at **One (1) Gallon/minute**. So that would mean you would get a **5-Minute** shower. If you want a longer shower have more water available or turn the nozzle off while you soap your hair or lather your shower partner.

So, if you plan to take one shower/day and you are there for 7 days you would need ~30 Gallons of water for showers.

The best transport for your water are the Arrowhead or similar brand 5-gallon suitcases, they pack & carry the easiest.

Remember, water weighs **8 lbs./Gallon**, so you might want to wait to purchase your water in Reno or Fernley and not transport the water from your home destination to save weight and gas mileage.

Sense of Community

We are a community and the way PolyParadise has continued to be a community is through the efforts of all of YOU!

Burning Man is based on Radical Self-Reliance, as a community at Burning Man this does not change, with the exception of the infrastructure that is provided. It is still up to all of us to make the PolyParadise community be successful. It takes all of us together to put the structure together, maintain it on a daily basis.

What you need to contribute towards our community is:

- **5 Gallons of Water/ Car** - Running of the Human Carcass Wash / Community Drinking water.
- **Take At Least Two (2) Bags** of Community Garbage Off-Playa - Be responsible and dispose of this garbage in appropriate receptacles.
- Follow the **LEAVE NO TRACE** rule of BRC, and coordinate with other camp members prior to leaving the event and our campsite looking for and picking up MOOP (Matter Out of Place)
- Participate in one mandatory volunteer shift (Providing a meal for 25)

Meals are not included in the \$175 Fee. Meals are a gift the community gives to itself. Again, this is radical self reliance it is not up to the community to feed you, and it is up to all of us to contribute together.

Even if it is not your scheduled turn to cook...adding a small side dish can add to any meal. It can be as small as chips and salsa, canned fruit, a salad, anything you want to share with the group. The more you share without being asked the more there is for everyone.

Personal Coolers can be stored in the designated area at the back of the kitchen so you can have easier access to your items and you do not have to store them in a hot tent. Please put your name on your cooler and respect another persons property. Ice for personal coolers is the responsibility of the individual.

A Large container of Cold Drinking water will always be available in the community area.

PolyParadise works because we all work together.

This is a "do-ocracy" If you see something that needs to be done...do it or ask for help from a campmate.

PolyParadise is our home in the desert for a week. Together we can enjoy our community and enjoy our Burning Man.

Burning Man can be anything you want it to be.... So, make it AMAZING!

Love and Playa Dust,
WildChild aka Ginny - Burner Chick - Camp Mom

IF you are cooking Pancakes, Waffles or anything else that requires ## SYRUP ##
**** There will be PLENTY in the Kitchen ****

Camp Needs

Needs For Inside - 4 Peas (Perfect Place for Poly Play)

Mattresses, Sleeping pads, Old sheets (flat preferred), Blankets, Sleeping bags, Comforters, Pretty lengths of cloth, for decorative purposes. Safe Sex Supplies.

Needs for Community Space:

Chairs & More Chairs for Community space (Without Foot Rest Attached)

Remember: Anything that you bring to the Playa & PolyParadise is yours to take back home. Please do not leave your unwanted food, infrastructure or garbage for me to take home to Phoenix.

Camp Layout

I have **NO IDEA** where within the camp's perimeter any one person(s) will be located. What I do know is where the main structures will be placed, beyond that there is no Pre-Playa plan.

Please find Scotto before you start to setup your space, it is very important that you find Scotto or the person he has left in charge. There is no Pre-Playa plan, as in you will be placed as you arrive. If many of you arrive in camp at the same time, please be patient with us as we find the best suitable location for you and your gear. The camp is a LARGE puzzle that is pieced together as the week progresses.

If you arrive and Scotto and/or his trusty steed are asleep please take a walk to the Man, relax it is your **Day 1 @ Burning Man.**

A situation may arise where you are asked to adjust the size of your footprint; I expect your understanding & patience. Please be flexible and be willing to compromise on the amount of space you are allotted if I ask.

Camp Laptop | Movies

There will be a Community Laptop; the primary function of this device will be to interface with the Stereo to provide a continuous (if desired) stream of **Techno - Rock - Reggae - 100Gigs** as a matter of fact. We hope to be able to hook into the BRC provided **WIFI** - But there are no quartentee.

Each night we will have **MOVIES** being shown in the Community Space. We have an awesome selection of the finest movies for your enjoyment pleasure. We will also have a Popcorn Maker; because nothing goes better with a Movie than Popcorn.

See Movie List Page 17



From the Czar De' Garbage – page 8**Glass is DANGEROUS**

If you bring glass out to the playa, please plan on taking it home with you. This especially applies to liquor bottles that all show up at once at the end of the week. One year someone thought it would be a good idea to put all the glass together in one plastic bag. Good idea if that same person was going to deal with it later, but bad for me as I was not looking forward to dealing with broken glass and stitches.

You had room to bring it out... you have room to take it back. If you must throw out glass, mix it in with normal garbage so it does not break when handled.

Water and plastic waste

Everyone has to bring water to the playa. I am begging you... buy your water in the largest sizes you can find. 5-gallon containers are great. 2-gallon containers are ok. 1-gallon containers are barely acceptable. But please, please, please, do not bring out the cases of "single serving" water bottles.

- These are wrapped in plastic and cardboard, which is garbage before it even arrives (see guideline the first)
- These things end up all over camp – half-drunk – with no names on them, and who the heck is going to finish someone else's half-drunk water.
- They take up a ton of room in the trash. (As do all the plastic containers)

These are **WASTE**, all the way around.

Our camp has a cooler that (sometimes) has ice in it, but always has water around it. **BRING A PLASTIC WATER BOTTLE AND FILL IT UP FROM THE COOLER.** This will greatly reduce one of the worst forms of waste. Re-use! Re-use! Re-use!

We cannot burn our trash anymore.

In the past, we used to separate burnables from other trash items. Unfortunately, we cannot burn anything anymore. As a result, it is even MORE imperative that you think about reducing the amount of paper trash you bring to the playa.

If you had room to bring it, you have room to take it home.

In the past, people have left broken chairs behind as garbage, as if YOUR broken chair was the CAMP's problem. **No. No. No.**

In the past, people would leave unused water as a "gift" for the camp. Which meant that someone else had to pour it out and deal with the plastic waste. **No. No. No.**

In the past, people would keep trash in their tent, and at the last minute, bring it out to the trash area, as if suddenly your personal trash became community trash. **No. No. No.**

Whatever "personal" trash you end up with is yours to handle. Broken chairs, tents, bikes, and personal trash don't suddenly become everyone else's problem. You had room to bring it out, you have room to take it home.

Thanks

With some fore thought, we can reduce the amount of trash that we all need to deal with before anyone leaves the playa. I appreciate all your efforts, and I especially appreciate those that pitch in and those who manage to take MORE than the minimum away.

Stagger
Czar De' Garbage

New Camper – PolyGuides

Every year we have at ~60 NOOBIES to our camp; many of them are Playa VIRGINS as well. I hope to recruit some of our veteran campers to assist our VIRGINS in the ways of PolyParadise...

- Camp placement: Hold fast until Scotto designates a place for you. The boundaries of PP. Be careful about trip hazards
- Pick up your PolyParadise Resident Tag and wear when using PP facilities.
- Where to put the 5 gallons of drinking water and the location of the drinking water container
- The Placement and Naming of Ice Chests and how to get ice. If melt water is clean, save it for the dishwashing.
- Explain how food is served, how cooking is done and the requirement to clean up after. If you have extra food or beverages, feel free to share them. The 25 people for one meal is the minimum.
- The coffee machine and its use
- The location and how to use the shower and the use of the solar shower bags
- The location of the charging station and proper etiquette [Don't hog, remove when finished etc.]
- The requirement to separate trash and crush recyclables and if leaving early, take a bag of garbage. If you have the room, take several. If you see improper use of trash, please fix it yourself, don't wait for others to do it.
- The Poly Playa Dome and proper etiquette.
- The PP offering: Poly High Tea, the Human Carcass Wash, Others... How to volunteer to help
- Explain the camp is here because of the hard work of many volunteers that set it up, keep it running and take it down. Honor them by volunteering yourself, keeping things neat and clean and looking out for others.

The Human Carcass Wash is mentioned in this PDDiddy article from 2013. [Diddy had a life changing experience at Burning Man - In which he states people do stuff like scrape the dirt off each other's naked bodies.](#)

Village Resident Tags

Village of PolyParadise Resident Name Tags - There will be a box in the Community space area with the PolyParadise Resident Name Tags; please make sure to get yours.

On the **FRONT** of your tag is a 'Symbol' and on the **BACK** on the Tag is a 'Symbol' - There are **Six (6)** different Symbols **Front & Back**. Use these Symbols to '**Mix & Match**' conversations; get to know one another. It would be a random occurrence in making the tags that you would match both symbols. **Break The Ice or Playa Dust** whichever you prefer)'

The Ten Principles of Burning Man

This is the Fourteenth (14) YEAR Anniversary of the Ten (10) Principles

** Read Them - Re-Read Them – Repeat Them 5x – Live Them **

Let them guide you in your daily life - Spread the Word!!!

Burning Man Founder [Larry Harvey](#) wrote the Ten Principles in 2004 as guidelines for the newly-formed Regionals Network. They were crafted not as a dictate of how people should be and act, but as a reflection of the community's ethos and culture as it had organically developed since the event's inception.

Radical Inclusion - Anyone may be a part of Burning Man. We welcome and respect the stranger. No prerequisites exist for participation in our community.

Gifting - Burning Man is devoted to acts of gift giving. The value of a gift is unconditional. Gifting does not contemplate a return or an exchange for something of equal value.

Decommodification - In order to preserve the spirit of gifting, our community seeks to create social environments that are unmediated by commercial sponsorships, transactions, or advertising. We stand ready to protect our culture from such exploitation. We resist the substitution of consumption for participatory experience.

Radical Self-reliance - Burning Man encourages the individual to discover, exercise and rely on his or her inner resources.

Radical Self-expression - Radical self-expression arises from the unique gifts of the individual. No one other than the individual or a collaborating group can determine its content. It is offered as a gift to others. In this spirit, the giver should respect the rights and liberties of the recipient.

Communal Effort - Our community values creative cooperation and collaboration. We strive to produce, promote and protect social networks, public spaces, works of art, and methods of communication that support such interaction.

Civic Responsibility - We value civil society. Community members who organize events should assume responsibility for public welfare and endeavor to communicate civic responsibilities to participants. They must also assume responsibility for conducting events in accordance with local, state and federal laws.

Leaving No Trace - Our community respects the environment. We are committed to leaving no physical trace of our activities wherever we gather. We clean up after ourselves and endeavor, whenever possible, to leave such places in a better state than when we found them.

Participation - Our community is committed to a radically participatory ethic. We believe that transformative change, whether in the individual or in society, can occur only through the medium of deeply personal participation. We achieve being through doing. Everyone is invited to work. Everyone is invited to play. We make the world real through actions that open the heart.

Immediacy - Immediate experience is, in many ways, the most important touchstone of value in our culture. We seek to overcome barriers that stand between us and a recognition of our inner selves, the reality of those around us, participation in society, and contact with a natural world exceeding human powers. No idea can substitute for this experience.

Movie List

African Queen
 Airplane I
 Airplane II
 Altered States
 Any Given Sunday
 Archer Season 1
 Archer Season 2
 Archer Season 3
 Archer Season 4
 Archer Season 5
 Archer Season 6
 Archer Season 7
 Archer Season 8
 Armageddon
 Austin Powers II
 Austin Powers
 Batman-Superman Movie
 Being John Malkovich
 Best Looney Tunes
 Big Lebowski
 Blazing Saddles
 Bugs Life
 Caddy Shack
 Cars 2
 Casablanca
 Celebrity Death Match
 Citizen Kane
 Clockwork Orange
 Contact
 Daffy Duck – Best Of
 Dead Men Don't Wear Plaid
 Despicable Me
 Despicable Me II
 Faceoff
 Fear Loathing in Las Vegas
 Finding Nemo
 Fistful of Dollars
 For a Few Dollars More
 For Your Height Only
 Galaxy Quest
 Grandmas Boy
 Gumby
 Hang Em HIGH
 Harry Potter Sorcerers Stone
 Harry Potter Sorcerers Stone
 Alternative
 Heavy Metal
 History of the World Part 1
 Hitchhikers Guide to the Galaxy
 How to Train Your Dragon
 I-Robot
 Incredible Hulk
 Independence Day - Resurgence
 Independence Day
 Jaws
 Justice League 2017
 Justice League Doom
 Labyrinth
 Lego Batman Movie
 Lego Marvel Super Heroes
 Liquid Sky
 Little Shop of Horrors
 Compilation Bugs Bunny, Daffy Duck
 Looney Tunes Show
 Looney Tunes
 Metropolis
 Minority Report
 Mission Impossible I
 Mission Impossible II
 Mission Impossible III
 Mission Impossible IV
 Monty Python - Holy Grail
 Monty Python - Life of Brian
 Monty Python - Meaning of Life
 Mr Bean
 Mr. Magoo
 One Flew Over the Coocoo's Nest
 PI
 Pink Floyd -The Wall
 Plan 9 From Outer Space
 Pulp Fiction
 Purple Rose of Cairo
 Requiem For a Dream
 Robot-Monster
 Rocky Horror Picture Show
 Santa Claus Conquers MARTIANS
 Spinal Tap
 Starship Troopers
 Swordfish
 The Big Lebowski
 The Brain That Wouldn't Die
 The Good - Bad and the Ugly
 The Jerk
 The Magic Christian
 The Princess Bride
 The Warriors
 Three Amigos
 Total Recall
 Toy Story
 Toy Story 2
 Toy Story 3
 True Lies
 Truman Show
 Tweetys High Flying Adventure
 Weekend at Bernie's II
 Weekend at Bernie's
 When the Wind Blows
 Young Frankenstein

The Survival Guide is CELEBRATING

The 10th VOLUME

2008 v1 - 10 Pages

2018 v10 - 18 Pages

**Even if you have camped with us
before, I encourage you to read
the information contained within.**

PolyParadise is CELEBRATING

**20
YEARS**

In Black Rock City

1999 - 2018